

Installation requirements for BRITA 3-way water filter tap



Quick check:

- ✓ Kitchen tap borehole size 35 mm (standard-size)
- ✓ Hot and cold water supply with water pressure of min. 2 bar
- ✓ Only suitable for pressure-resistant water heaters (no low pressure water heaters)
- ✓ 1/2" angle valve
- ✓ Sufficient space above and under the sink for the tap and the filter cartridge (for dimensions, please see next page)

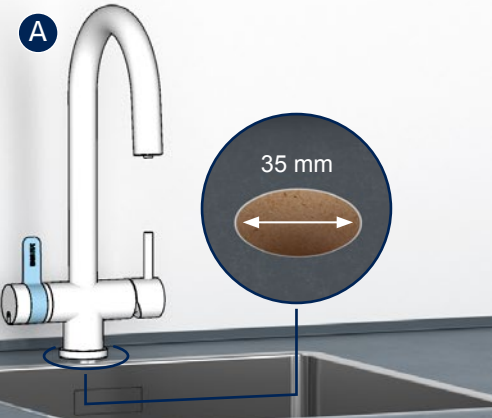
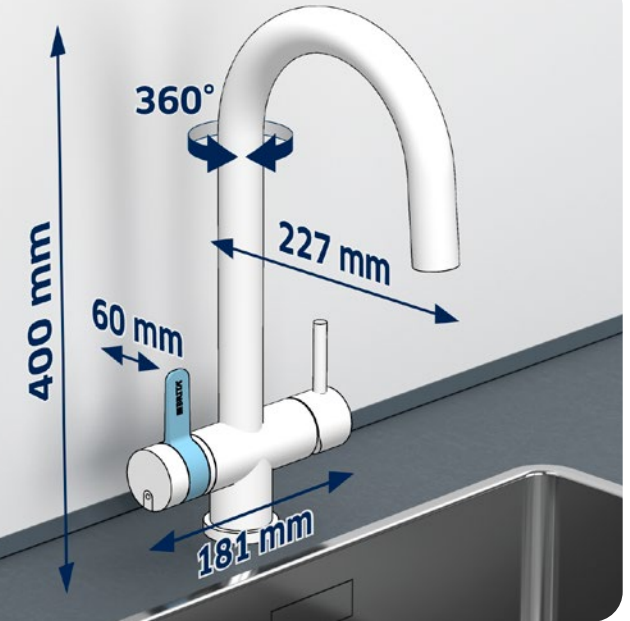


Installation requirements for BRITA 3-way water filter tap

A 3-way tap

- Sufficient space above the sink according to the dimensions of the water filter tap
- Kitchen tap borehole size 35 mm (conforms with the standard-size)
- 360° swivel range

Dimensions

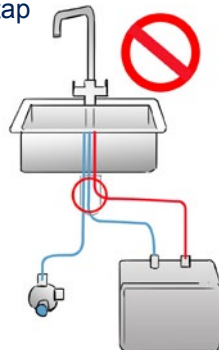


B Water supply

- Hot and cold water supply (needs to be accessible and work properly)
- Water pressure of minimum 2 bar
- 1/2" angle valve
- Please check the compatibility with water heaters:

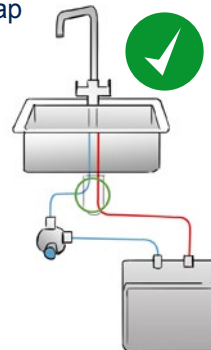
Not suitable for low pressure water heaters

Identifiable by **three hoses** leading to the existing kitchen tap



Suitable for pressure-resistant water heaters

Identifiable by **two hoses** leading to the existing kitchen tap



C Water filter

- Sufficient space under the sink, according to dimension of chosen filter cartridge
- The filter cartridge can either be placed horizontally or vertically
- A wall mount (included in the product starter kit) can be installed on the inside of the cabinet to hold the filter cartridge in place

Dimensions

	System size (cartridge with filter head, l/w/h)	Installed dimensions (with filter head and wall mount, l/w/h)
mypure P 1000	119/108/268 mm	137/130/268 mm
mypure P 3000	117/104/419 mm	137/128/419 mm
mypure A 1000	109/93/238 mm	137/120/238 mm

